



Avail

Open Office Collection

Avail

Open Office Collection

Avail Open Office Story 4

Avail Product Solution 12

Avail Bench	12	Avail Storage	54
Avail Height-Adjustable Desk	26	Avail Collaborative	60
Avail Panel	36	Locker and Metal Storage	72
Avail Desk	50		

Statement of Line 78

Material Options 98


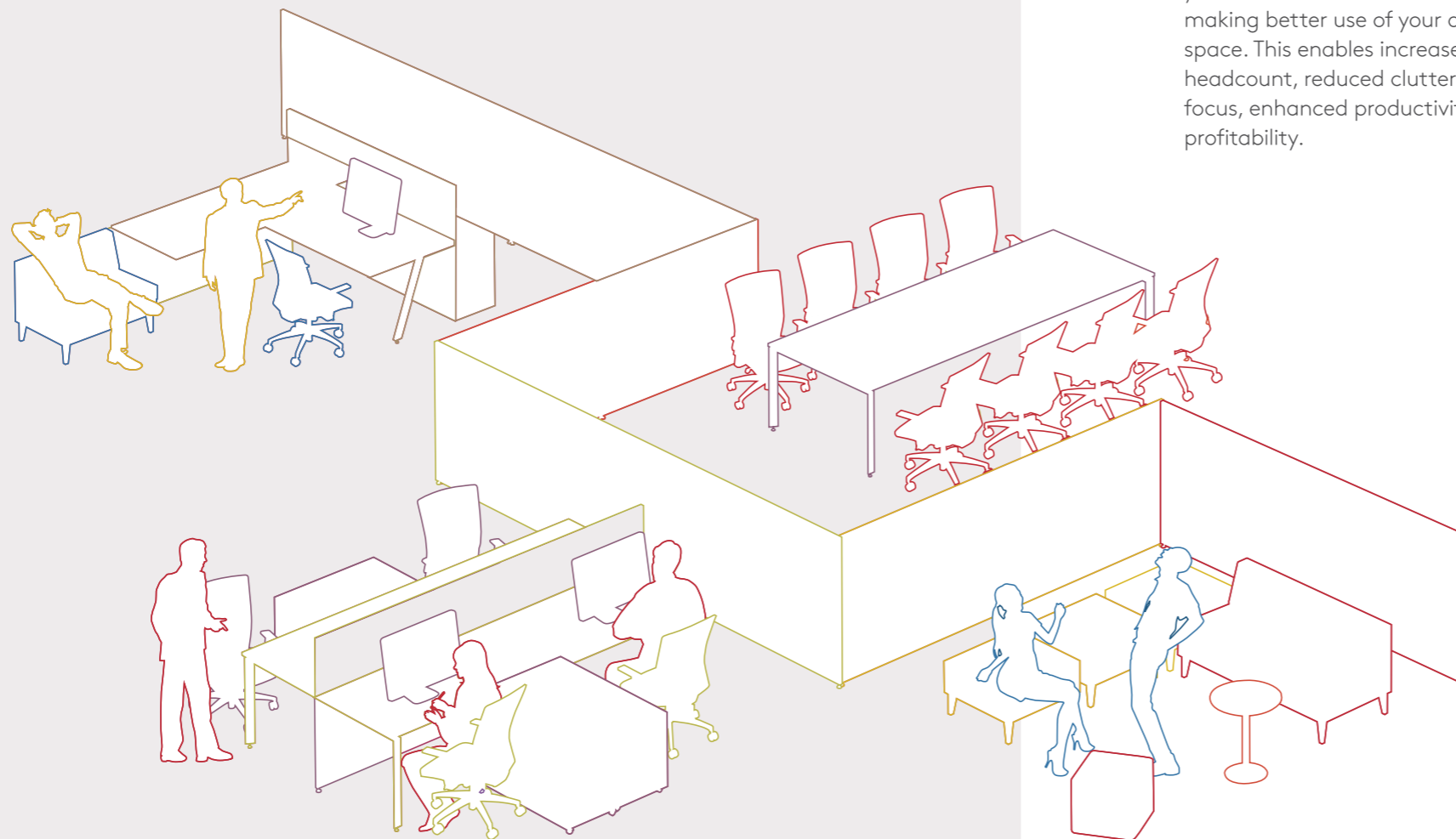
Designing Workplaces that Are Ready for Tomorrow



With the walls literally coming down, present-day offices operate with far less compartmentalization and far more interactions and communications. Designed for ever-evolving workspaces and business needs, Lamex's Avail Open Office Collection offers highly customizable solutions to deliver high-performance workspaces for a valuable investment. As Lamex's flagship open office solution, Avail challenges convention and make good office design accessible and attainable.

The Avail Open Office Story

We believe the right workplace amplifies the potential of any business. By enabling workstations to adapt, spaces to flow intuitively, and shared and private spaces to balance evenly, we enable better communication and provide a sense of harmony that leads to higher productivity, happier people and healthier profits.




Collaboration

People achieve more when they work together. It's really that simple. And it really works. Whether it's quick, spontaneous meetings or large inclusive workshops, people need spaces to communicate, to work together and build the sense of community that drives businesses.


Efficiency

An efficient workplace is a more effective workplace. Greater accessibility and mobility help you achieve more with less by making better use of your available space. This enables increased headcount, reduced clutter, clearer focus, enhanced productivity and profitability.



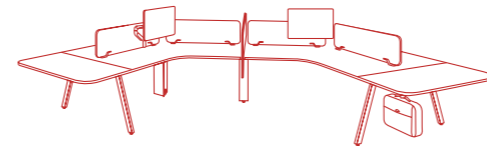
Flexibility

Adaptability, versatility, customization – these are the keys to a modern, multi-functional workplace. It also makes a more future-friendly environment. Office flexibility ensures that your space can evolve with the needs of your business.

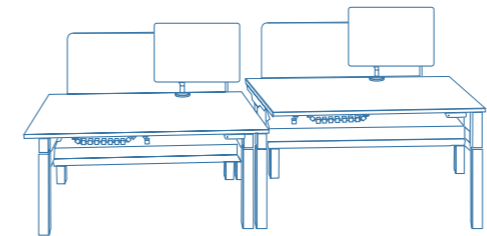


Simple Parts for Complete Workplace Solutions.

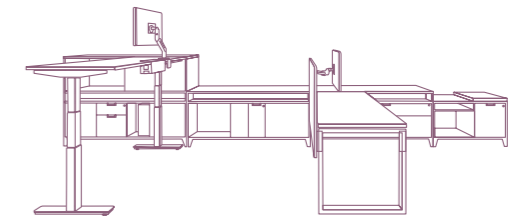
Avail Open Office Collection is made up of an exciting collection of modular components that are designed freely for reconfigurability. Thoughtfully built to adapt to all workplace trends - present and future - Avail's superior versatility enables you to make the most of your space through every iteration of possibilities.



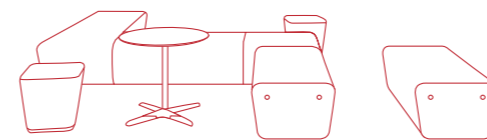
Avail Bench



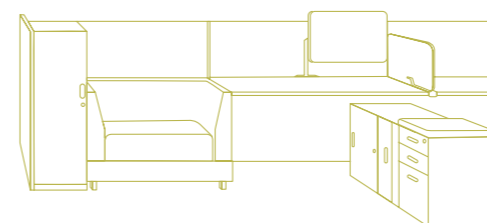
Avail Height-Adjustable Desk



Avail Storage



Avail Collaborative



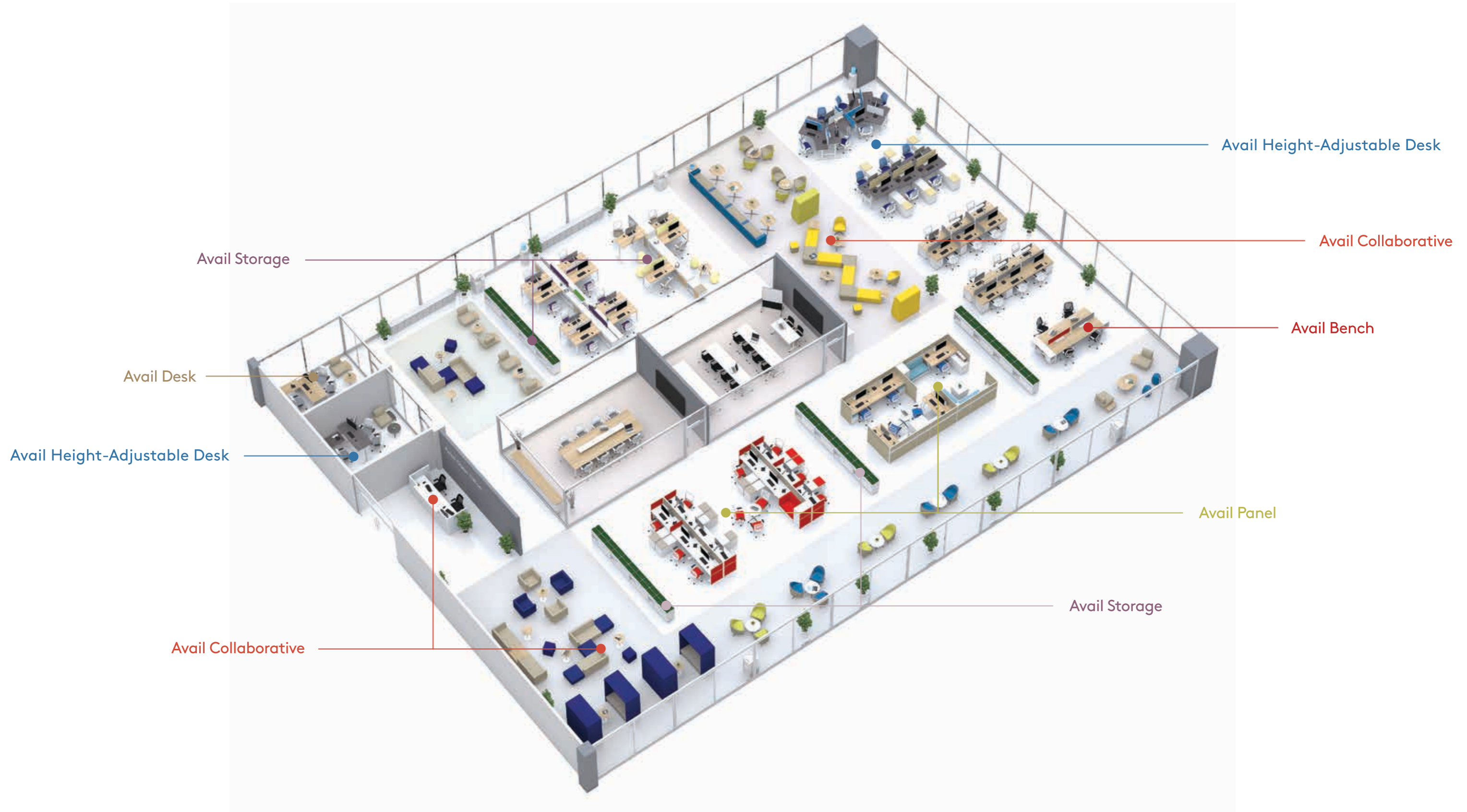
Avail Panel



Avail Desk

Avail Open Office

Designed workplaces for all





Avail Bench with Frameless Screen
and 8001 Leg Style
Array Chair

Avail Bench

**Save space.
Promote Collaboration.**

Avail's open-plan benching solution helps you optimize the usage of space according to your needs and priorities. Clean-looking and easy to mix and match, our benching system helps you work, learn and connect better, whatever your work style.



Perfect for Small Spaces

By optimizing workspace, Avail's long bench solution helps to enhance your workforce capacity while reducing costs and footprint.

Avail Bench with Frameless Screen and 8001 Leg Style
Array Chair
MyTool Magazine Rack



Optimize Workspace. Promote Team Communications.

Avail's exceptional benching configurability can help you find a balance between privacy and openness, while minimizing visual barriers and maximizing space utility. Small team meetings and collaborations have never been easier.



Removable Screens and Dividers

Flexible and efficient, our movable frameless dividers can easily be changed or disassembled to fit an open office.


Avail Bench with P-shape Divider Screen
and 8001 Leg Style
Array Chair



Avail Bench Conference Table and 8001 Leg Style Array Chair

Flexible Bench Table Foster Focus and Collaboration with Effortless Reconfiguration

From meetings for small teams to conferences for large groups, Avail's agile long bench system can be reconfigured effortlessly and speedily to a customized worksurface for a meeting. Ready to ungroup? Simply insert the screen and divider to restore privacy.



A. Desk Frameless Screen
B. Divider Frameless Screen



Avail 120° Pentagon Bench with Frameless Screen, 5000 Leg Style and Extension Desk
MyTool Magazine Rack and Bag Hook
Verta Chair

120-degree Bench Innovative Design Supports The Way You Work

Flexible benching environments encourage connectivity and team interaction. Whatever your organization's culture and priorities, the dynamic Avail 120-degree bench can optimize effectiveness. Whether your team needs to focus privately, interact immediately, accommodate mobility or workforce changes, Avail's easy-to-assemble parts will work magic.



Extension Desk

Extension Desk is the perfect solution that encourages impromptu discussion and immediate interaction with minimal disruption to work flow.

Avail Bench Side Storage Personalize Your Space

Simple, efficient and versatile, the integrated storage system is designed for user-friendliness. Use it to store bulky belongings or anything that you need within an arm's stretch to facilitate your work.



Side Hanging Cabinet

Side Hanging Cabinet lets you store often-used work and personal items within an arm's stretch.




Avail Bench with Framed Screen, 8002 Leg Style and Side Hanging Cabinet
MyTool Magazine Rack and Pencil Holder
Meta Collaborative Seating
Mimea Chair

Product Highlight



Avail Bench Cable Management
Clean, Tidy and Tech-friendly

Tuck wires away neatly under work surface or route them through leg support with Avail's thoughtful cable management system designed especially for the cable management and digitally connected generation.



Desktop Screen

- A. Desktop Frameless Screen
- B. Desk Mount Frameless Screen
- C. Divider Frameless Screen
- D. P-shape Divider Screen
- E. Desktop Framed Screen (Full Width)
- F. Desktop Framed Screen (Half Width)

Design Leg Platform

- I. 1002 Leg Style
- J. 5000 Leg Style
- K. 6000 Leg Style
- L. 8001 Leg Style
- M. Leg Modesty Board (Acrylic/MFC)
- N. Modesty Panel

Flip Top

- O. End-to-end Flip Top
- P. 300/400/500 Aluminum Flip Top
- Q. Flip Top with Wooden Brush

Work Tools

- R. CPU Holder
- S. Monitor Arm
- T. Media Center
- U. Bench Light

Avail Height- Adjustable Desk (HAD)

The Health-Conscious Approach to New Workplace

Posture change has been shown to increase workplace satisfaction and promote wellbeing. The Avail height-adjustable workstation gives users freedom to move effortlessly from sitting to standing work positions.



Avail 120° Pentagon Height-Adjustable Desk (HAD)
With Desk Mount Frameless Screen
Mimeo Chair



Avail 120° Pentagon Height-Adjustable Desk (HAD) With Desk Mount Frameless Screen Mimeo Chair



Monitor Arm

Ergonomic monitor arm help users set their screen at the correct position spot to encourage good posture.



Mimeo

Mimeo Chair is designed for unrestricted movement with ergonomic curves and advanced materials.

Workplace Wellness Ergonomics and Movements

Movement and good ergonomic designs at the workplace not only improve overall employee wellbeing, but also help to raise productivity and engagement. The Avail height-adjustable workstation, includes height-adjustable desks, monitor arms and ergonomic chairs, which make it easy to maintain ideal posture and line of sight.



Staff Height-Adjustable Desk Stand Up for Your Health

The Avail Height-Adjustable Desk (HAD) supports a variety of working styles and positions, allowing you to work both at sitting and standing height. The series also comes in different configurations to fit every layout and plan, including L-shape, 120-degree styles and integrated version with all Avail panels.

TOP

Avail Height-Adjustable Desk (HAD) Free Standing Straight Workstation with A30™ Panel

TOP

L-Shape Height-Adjustable Desk (HAD) with A30™ Panel

BOTTOM

Avail 120° Pentagon Height-Adjustable Desk (HAD) With Desk Mount Frameless Screen Mimeo Chair

Supervisor Height-Adjustable Desk Ergonomic Comfort From Sitting to Standing

The Avail Height-Adjustable Desk (HAD) addresses the stress and strain of intense computing by letting you sit or stand as your tasks change, delivering a complete range of postural benefits that maximizes ergonomic comfort and productivity.



Leg Style



Two Stage Leg
Height Range: 700mm-1200mm



Three Stage Leg
Height Range: 640mm-1300mm

Memory Handset



3 Level of Adjustable Height

Avail Supervisor L-shape Height-Adjustable Desk (HAD) with Lower Metal Cabinet
Mimeo Chair
Ingage Stool

Product Highlight



Height-Adjustable Desk Application

- A. Staff HAD Bench
- B. Supervisor L-shape HAD
- C. Height-Adjustable Desk with Panel

Height-Adjustable Desk Screen

- D. Avail Fixed Screen (Framed/Frameless)
- E. Avail Desk Mount Screen (Framed/Frameless)

Height-Adjustable Level

- F. The HAD allows users to move from sit-to-stand position at 9 seconds only, featuring with 3 level of adjustable height memory.

HAD Smart Wiring

The flexible Avail cable solution for HAD is designed to hang from the underside of work surface, with centralized and concealed trunking for tidy and effortless wire management.



Avail Panel Solution

A30™, A50™, A66™
Perfectly Divided Space for
Optimal Performance and
Interaction

Avail panel workstations offer a comprehensive range of panel thicknesses - 30mm, 50mm and 66mm - to create open, bright and collaborative work setting.

1. Understanding the
2. Analysing the data
3. Collecting feedback




Avail A30™ Panel With Cube Return Cabinet Array Chair

A30™


Easy workplace planning Efficient configuration

With panels that come fully-assembled, A30™+A30™ workstation is easy for on-site install and supports flexible workplace planning effortlessly, and efficiently, whether you're looking to shrink footprint, promote co-creations, or improve connections.

Panel Appearance



A30™ T-post



30mm Panel Thickness



Avail A50™ Panel with Cube Metal Return Cabinet and Inline Sofa Array Chair

A30™ + A50™

Smart Design in Shared Environments

Realize effective communication while keeping a proper space to focus. Select the best configurations of A30™ + A50™ to create essential nooks for collaborations and concentration with both pleasing aesthetics and smart functions.

Panel Appearance



A30™ + A50™ T-post



50mm Panel Thickness




A30™ + A50™

Design the Workplace to Support the Way You Work

One size doesn't fit all. With evolving, task-based work environments becoming essential, it's ideal to work in an agile space that can be rearranged in minutes. The Avail workstations allow kit-of-parts to be added or removed through smart connections, so you can personalize your space instantly and effortlessly.



- A. Monitor Arm
- B. Inline™ Sofa
- C. Meta Syn Table
- D. Wardrobe
- E. Cube Mobile Pedestal
- F. Array Chair
- G. Avail Panel with 5003 Leg Style
- H. Cube Cabinet Storage



A30™ + A50™ Panel with 5000 Leg Style, Cube Metal Storage and Inline Sofa
MyTool Pencil Holder, Magazine Rack and Binder Holder
Array Chair



A30™ + A66™

Maximizing Productivity

Avail's core components can help you make the most of every square foot while optimizing productivity and communication through easy definition of private and open spaces. The integration of A30™ + A66™ and Meta collaborative seating is another seamless arrangement.

A66™ + A30™ Panel with 1002 Leg Style
MyTool Pencil Holder, Z-Shelf and Utility Cup
Mimeo Chair
Meta Collaborative Seating

Panel Appearance



A66™ T-post



60mm Panel Thickness



A66™ allows the use of 2 different materials in 1 panel on front and back side to fulfill individual needs.

A66™ Panel with White Board, Supervisor Height-Adjustable Desk, Cube Metal Storage and Inline Sofa
Mimeo Chair

A66™


Designed for Connected Management

Avail provides various configured combinations for you to achieve so much more with connected and interactive management, encouraging free flow of creative ideas communications. When needed, it can also cater to confidential work, close mentoring and one-on-one meeting with small side-cable and sofas.

Product Highlight

A66™ Cable Management

Smart cable management – Roomy cable ducts allow wires to run inside A66™ workstation panels freely and discreetly. Socket plugs are located either on trunking or directly on the panel tile for ease of access.



A30™/A50™/A66™ has more than 10 finish for selection. For details, please refer to A30™/A50™/A66™ Statement of Line on P.85.

A30™/A50™ Panel Appearance

- A. A30™/A50™/A66™ Panel Thickness 30mm/50mm/66mm
- B. A30™+A30™ Panel
- C. A30™+A50™ Panel
- D. A30™+A66™ Panel
- E. A50™+A50™ Panel
- F. A66™+A66™ Panel

Design Platform Leg

- G. 1001 Leg Style
- H. 2000 Leg Style
- I. 3000 Leg Style
- J. 5003 Leg Style
- K. 8001 Leg Style

A66™ Panel Appearance

- L. Whole Framed Panel
- M. Divided Framed Panel
- N. A66™ High Leg Panel

A66™ Application

- O. Hanging Shelf & Cabinet
- P. Counter Desk
- Q. Marker Board



Avail Desk

Highly-Configurable. Multi-Functional.

The Avail Desk offers an array of configurations, smart cable management, personalized storage, detachable panels and a myriad of accessory options, to give you boundless versatility in both private and open office settings.

Avail Desk with A30™ + A66™ Panel Freestanding Workstation, Hanging Shelf, Cube Lower Cabinet and Inline Sofa Array Plus and Array Chair




Acoustics Metal Panel



Inline is available for various size of Panel system seamlessly. Inline Drawer option in base to provide more storage.

Management Desk Built for Focus

For focused, independent work, managers and supervisors need big spaces where they can concentrate and move around with ease. Add to it a set of Inline sofas to create a polished setting for interactions, supervision and mentoring.



Design Platform Leg

- A. 1001 Leg Style
- B. 5000 Leg Style
- C. 6000 Leg Style
- D. 8002 Leg Style



Avail Storage Solution

Explore Ways to Create a Dual Space

For a wise and efficient workspace solution, Avail storage provides multi-functional and flexible storage that integrate bench surfaces to create a variety of open space division.

Avail Storage with Desk Mount Frameless Screen, 1002 Style Leg and Supervisor Straight Height-Adjustable Desk (HAD) Array Plus Chair and Ingage Stool



Avail Storage with Avail Bench and
1001 Leg Style
Array Plus Chair
Meta Collaborative Seating

Seamlessly Integrated for Perfect Organization

Avail Storage not only compliments a space, it can be incorporated with Avail Bench system to organize your unique way of working. From personalizing privacy to freeing space up for uninterrupted communications and collaboration, Avail Storage has you covered.




Mounting rail on Avail Storage makes cable management and mounting accessories easy.



Avail Storage with Desk Mount Frameless Screen, 1002 Style Leg and Supervisor Straight Height-Adjustable Desk (HAD) Array Plus Chair and Ingage Stool

Shape Your Space with Ample Storage

Integrate flexible kit-of-parts to respond to changing workplace needs. Add a residential aesthetic with freestanding stools, use Avail storage to divide spaces and groups, or choose an Avail Height-Adjustable Desk (HAD) to create an ergonomic environment.



- A. Framed Screen and Monitor
- B. Hanging Whiteboard
- C. Frameless Screen
- D. Fabric Board
- E. White Board
- F. Flower Groove
- G. Mounting Rail
- H. Built-in Handle
- I. CPU Storage
- J. Personal Space Storage
- K. Storage Seating Cushion

Avail Collaborative Seating

New Concepts of Working Together

The creative way we conduct meetings, brainstorming, private discussions or problem solving activities are changing the needs of our workspace and seating arrangement. Highly adaptable and reconfigurable, Avail Collaborative Seating supports impromptu and interactive interactions with ever-changing design options.



Meta Collaborative Seating: Straight Bench, Stool and Syn Star Table



Meta Collaborative Seating Creative, Adaptable and Playful

Creative, playful and fun, Meta collaborative seating allows you to create informal, comfortable social collision points that foster effective communication and collaboration. Innovative design includes dual colour upholstery options to suit your organization's unique color for fun.

Meta Collaborative Seating
Avail 120° Pentagon Bench with 5000 Leg Style and
Extension Desk



**Same Components.
8 Variations.**

This example shows how Meta components can be dismantled or re-configured into 8 different layouts to suit 2 different sizes rooms.

Room size 1: 4.6 x 4m



Room size 2: 3 x 7m



Endless Possibilities. Endless Layouts.

Simple, comfort yet dynamic in character, Meta's modular adaptability lets you compose your ideal space with complete user flexibility, re-configurability, and maximum use of limited space.



Meta: A Splash of Colors and Energy

Made up of 4 modular components including bench, chair, stool and occasional table, Meta can be upholstered in a variety of striking fabric options to add colors and energy to your workspace. Line it up in multiple ways for impromptu or large gatherings.



Meta Collaborative Seating
 Avail Bench with 5000 Leg Style
 Array Chair

Product Highlight

Meta: Maximizing Connection and Versatility

Let your creative juices flow with Meta's smart modularity, which lets you adapt the seating scenario in many ways to meet your unique needs. Whether you want to compliment workplace culture, headcount, or the flow and dynamics of your space, the possibilities are boundless.



Single Product


- A. Straight Bench
- B. Y-Star Chair
- C. Stool
- D. X-Disc Chair

Accessories

- E. Writing Shelf
- F. Linking Shelf
- G. Side Pocket
- H. End Shelf

Integrated Technology

- I. Power Hub
- J. Music Hub





Forum Sleek Modular Blocks Designed for Interaction

Forum's sleek and smart modular design not only brings flexibility to workplace planning but also adds flair to any office landscape. From soft seating in reception, primary workspace to collaborative lounge areas, Forum encourages spontaneous social interaction and collaboration.



Forum Collaboration Seating
Avail Bench with Framed Screen and 5000
Leg Style

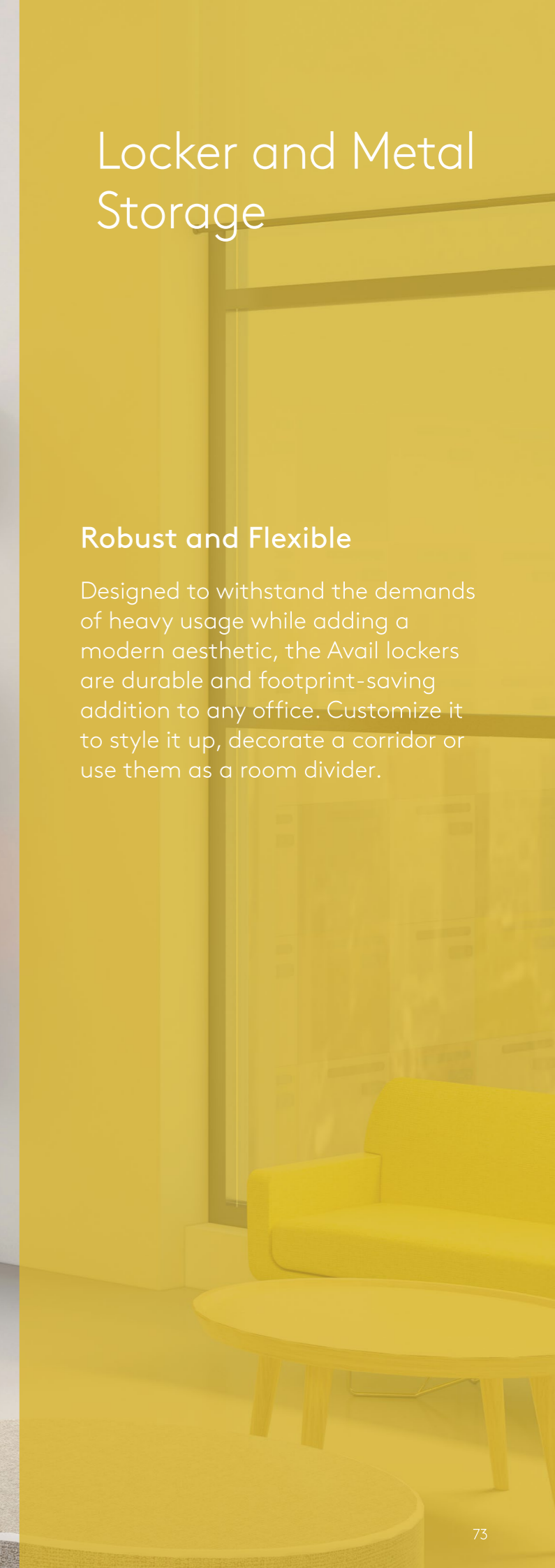
A. Music Stool
B. Power Table



Locker and Metal Storage

Robust and Flexible

Designed to withstand the demands of heavy usage while adding a modern aesthetic, the Avail lockers are durable and footprint-saving addition to any office. Customize it to style it up, decorate a corridor or use them as a room divider.





Vibrant Locker Storage Create Co-space with Ease

The Avail lockers not only let workers stash personal items safely out of sight but also are ideal for agile 'hot desk' workplace and present-day co-working culture. Great looking and fully customizable, use them to enhance the office landscape or as functional divider for organized interiors.



Flexibly Designed Locker

Avail locker becomes a personal safe deposit box in the office with an addition of a pigeon hole and a business card holder.



Cube Dynamic Storage Choices

Cube complements modern workplace with extensive storage offerings, configurations and color options. Sturdy and aesthetically pleasing, tailor your solution to achieve varying privacy and functional needs.

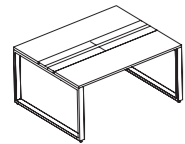


Pedestal and Side Cabinet

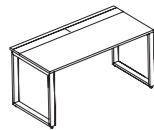
With a combination of aesthetic and functional characteristics, our wide selection of pedestals and side cabinets is designed to aid all kinds of your daily work.

Avail Bench

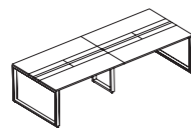
Avail Bench



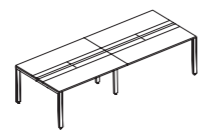
Bench for 2 Person
W: 1200,1400,1500,1600,1800
D: 1200,1400,1600
H: 745



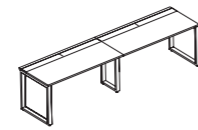
Single Sided Bench for 1 Person
W: 1200,1400,1500,1600,1800
D: 600,700,800
H: 745



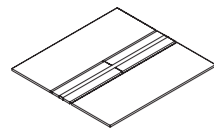
Bench for 4 Person
W: 2400,2800,3000,3200,3600
D: 1200,1400,1600
H: 745



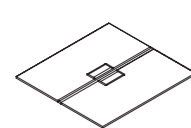
Double Sided Bench for 2 Person
W: 2400,2800,3000,3200,3600
D: 600,700,800
H: 745



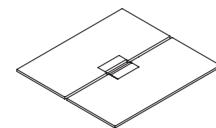
Flip Top



End-to-end Aluminum Flip Top



Aluminum Cable Flip Top

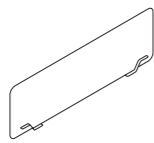


MFC Flip Top with Wood Brush

Desktop Screen

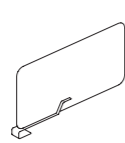
Desktop Frameless Screen

Desktop Frameless Screen



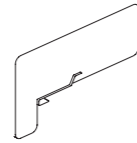
Fabric/Tackable
W: 900,1100,1300,1400,1500,1700
H: 356

Divider Frameless Screen

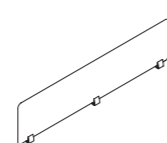


Fabric/Tackable
W: 600,700,800
H: 356

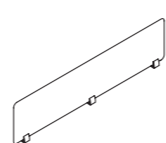
P-Shape Divider Frameless Screen



Fabric/Tackable
W: 800,900,1000
H: 576

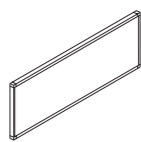


Glass Desk Screen
W: 900,1000,1100,1200,1300,1400,1500,1600,1700,1800
H: 355

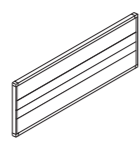


Glass Desk Screen (w/Raise Rail)
W: 600,700,900,1100,1200,1300,1500
H: 280


Desktop Framed Screen



Fabric/Tackable/Acoustic/White Steel Panel
W: 900,1100,1200,1300,1400,1500,1600,1700,1800
H: 356,462



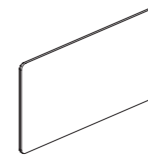
Accessory Rail
W: 900,1100,1200,1300,1400,1500,1600,1700,1800
H: 462



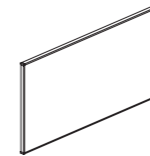
Accessory Rail
W: 900,1100,1200,1300,1400,1500,1600,1700,1800
H: 356

Framed Screen (w/o Press Bar)
W: 626,726,826,1200,1400,1600
H: 784

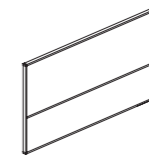
Bench Side Desk Mount Screen



Frameless Screen
W: 626,726,826,1200,1400,1600
H: 784

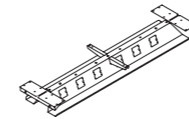


Framed Screen (w/o Press Bar)
W: 626,726,826,1200,1400,1600
H: 784

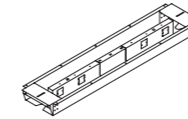


Framed Screen (w/Press Bar)
W: 626,726,826,1200,1400,1600
H: 784

Cable



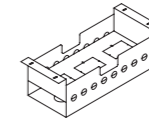
Standard Trunking



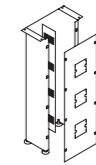
Reinforce Trunking



Basic Trunking

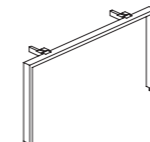


Socket Box

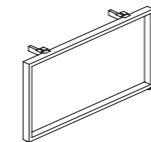


Vertical Trunking

Metal Leg



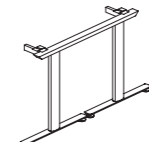
1001 Style
W: 600,700,800,1200,1400,1600



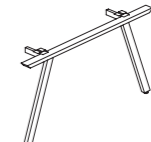
1002 Style
W: 600,700,800,1200,1400,1600



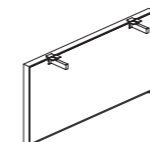
2000 Style
W: 600,700,800,1200,1400,1600



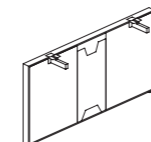
3000 Style
W: 600,700,800,1200,1400,1600



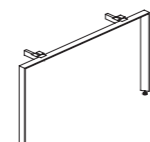
5000 Style
W: 600,700,800,1200,1400,1600



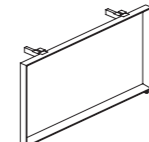
6000 Style
W: 600,700,800,1200,1400,1600



6000 Style (w/Cable)
W: 600,700,800,1200,1400,1600

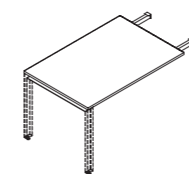


8001 Style
W: 600,700,800,1200,1400,1600



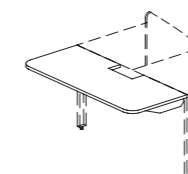
8002 Style
W: 600,700,800,1200,1400,1600

Extension Desk, Return



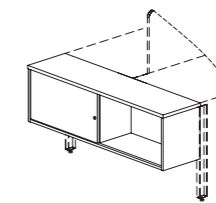
Extension Desk, Return
W: 800,900,1000,1200
D: 600,800,1000,1200

Extension Top, End

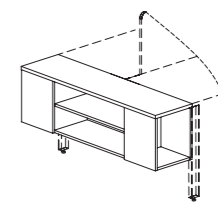


Extension Top, End
W: 1200,1400,1600
D: 600

Hanging Cabinet



Single Sliding Cabinet
W: 1200,1400,1600
D: 360



Three Sides Open Cabinet
W: 1200,1400,1600
H: 360

Avail Height-Adjustable Desk

Avail Panel A30™/A50™/A66™

Bench Height-Adjustable Desk

Bench
W: 1400,1500,1600,1800
D: 1200,1400,1600

Horizontal Trunking

Vertical Wiring Box

HAD Bench End Leg Cover

HAD Bench Mid Leg Cover

A30™ Fixed Screen w/Frame

A30™ Fixed Screen Frameless

A50™ Fixed Screen w/Frame

A30™ Desk Mount Screen w/Frame

A30™ Desk Mount Screen Frameless

A30™/A50™ Panel

A30™ : 30mm
A50™ : 50mm

Panel, Floor Standing
W: 400,500,600,700,800,900,1000,1200,1400,1500,1600,1800
H: 1100,1207,1507,1657

Panel, w/Transparent Tile (Floor Standing)
W: 400,500,600,700,800,900,1000,1200,1400,1500,1600,1800
H: 1100,1207,1507,1657

Panel, w/Slat Wall (Floor Standing)
W: 400,500,600,700,800,900,1000,1200,1400,1500,1600,1800
H: 1100,1207,1507,1657

Desktop Frameless Screen

Divider Frameless Screen

Fabric/Tackable
H: 356
D: 600,700,800

P-Shape Divider Frameless Screen

Fabric/Tackable
H: 576
D: 800,900,1000

Freestanding Desk

Rectangular Desk
W: 1400,1500,1600,1800
D: 700,800

Step Desk
W: 1400,1500,1600,1800
D: 900/700,1000/800

120° Desk
W1: 1000,1200 W2: 1000,1200
D1: 600,700 D2: 600,700

L-Shape Integrative Desk
W1: 1500,1600,1800 W2: 1500,1600,1800
D1: 700,800 D2: 600

L-Shape Standard Desk
W1: 1400,1500,1600,1800 W2: 1400,1500,1600,1800
D1: 600,700,800 D2: 600,700

L-Arched Curved Shape Desk
W1: 1500,1600,1800 W2: 1500,1600,1800
D1: 600,700,800 D2: 600,700

Metal Modesty Panel
W: 1310,1410,1510,1710
H: 320

Joint

S Joint

L Joint

T Joint

X Joint

120° Joint

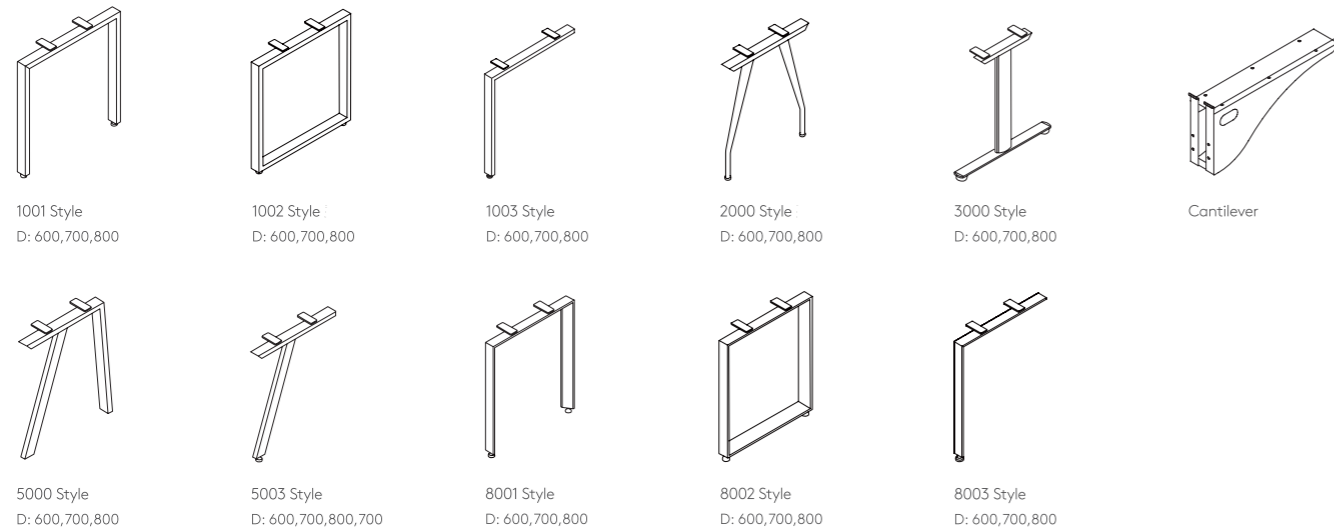
Meeting Desk

Rectangular Desk
W : 2000,2200
H : 800,900,1000

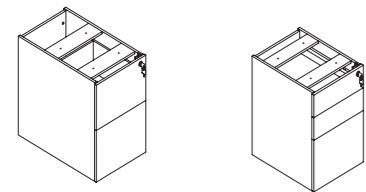
Boat Desk
W : 2000,2200
H : 900,1000

Avail Panel A30™/A50™/A66™

A30™/A50™ Metal Legs



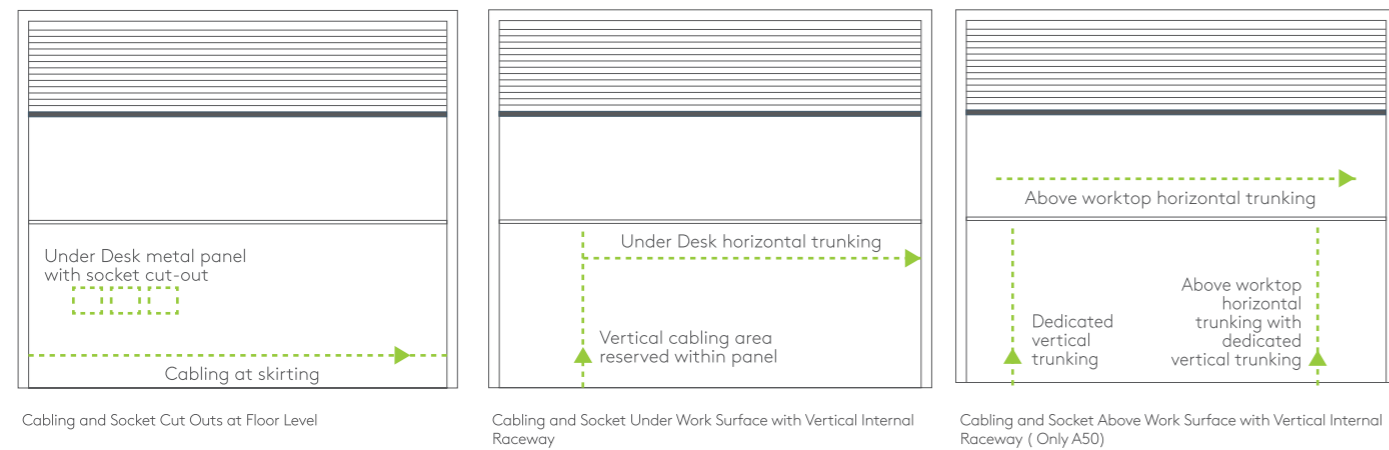
Fix Pedestal



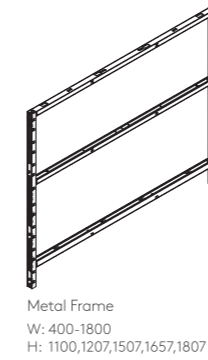
MFC Panel Legs



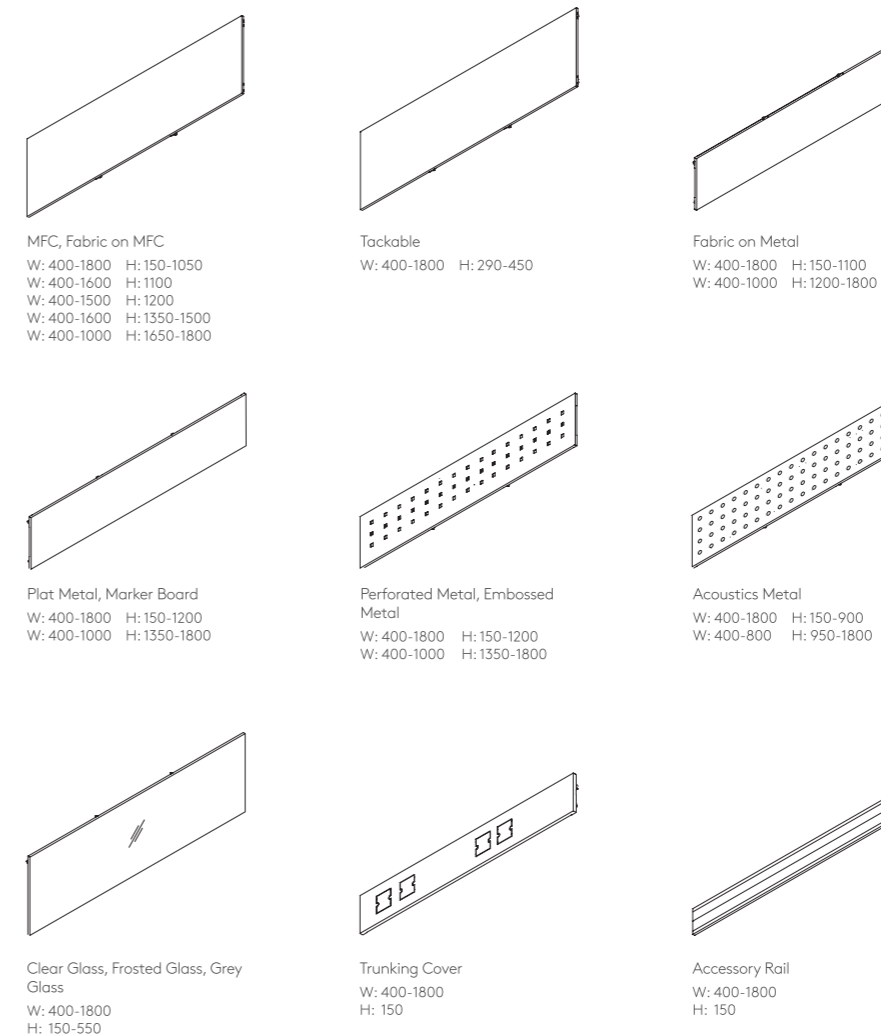
A30™/A50™ Power Management



A66™ Frame



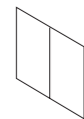
Tile Material



Avail Panel A30™/A50™/A66™

A66™ Connecting Post

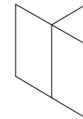
A66™ connecting post



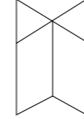
S Joint



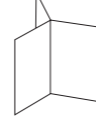
L Joint



T Joint



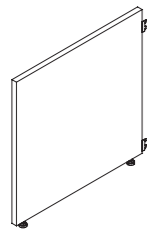
X Joint



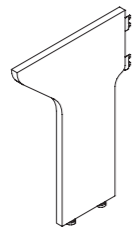
120° Joint

A66™ & A30™ connecting post

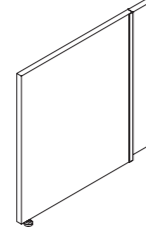
A66™ Support



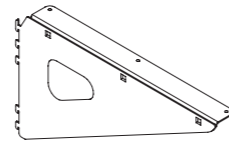
MFC End Leg, with No Cable Management Underneath Desk
D: 600,700,800



MFC Middle Leg
D: 600,700,800

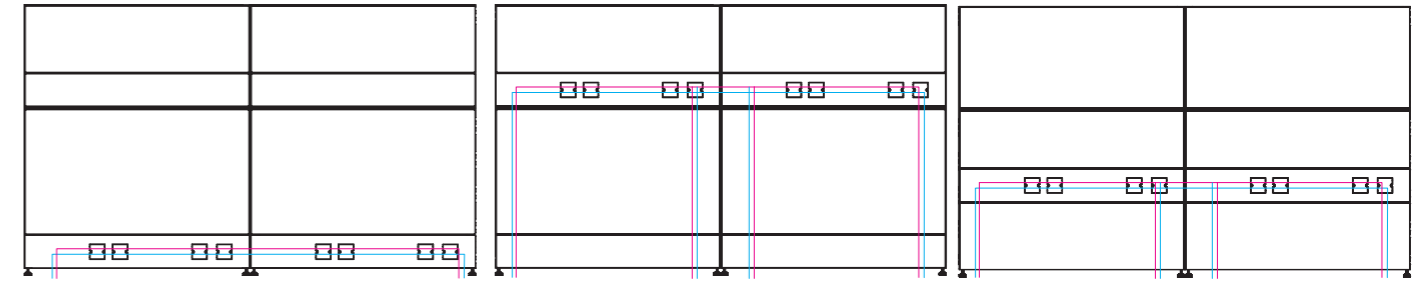


MFC End Leg, with No Cable Management Underneath Desk
D: 600,700,800



Cantilever: Left/Right/Middle

A66™ Power Management




Cabling and Socket Cut Outs at Floor Level

Cabling and Socket Under Work Surface with Vertical Internal Raceway

Cabling and Socket Above Work Surface with Vertical Internal Raceway

A30™/A50™/A66™ Material



Top : Painted Flat Metal
Bottom : Perforated Metal, Embossed Metal

Top : Accessory Rail
Middle : Tackable Fabric
Bottom : MFC

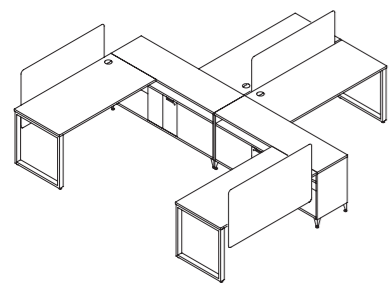
Top : Clear Glass
Middle : Fabric on Steel
Bottom : Fabric on MFC

Top : Clear Glass
Middle : Tackable Fabric
Bottom : Fabric on Steel

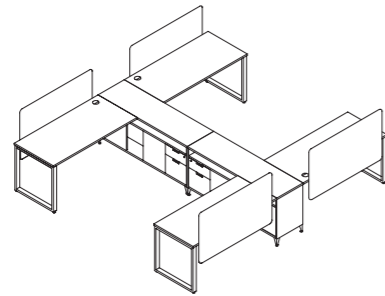
Top : Frosted Transparent Glass
Middle : Marker Board/ Acoustics Metal
Bottom : Painted Flat Metal

Avail Storage

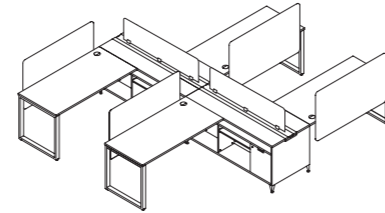
Avail Storage Workstation Setting



Cluster of 4 workstations,
Dual Cabinet w/Open Shelf & Swing Door

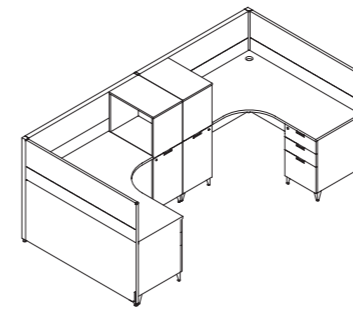


Cluster of 4 workstations,
Dual Cabinet w/Swing Door & 2 Drawers

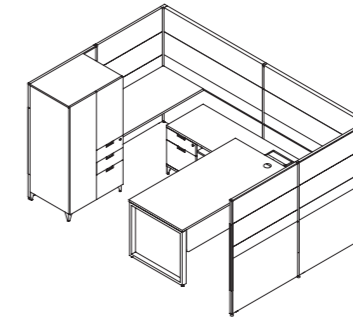


Cluster of 4 workstations,
Dual Cabinet w/Open Shelf & 2 Swing Doors

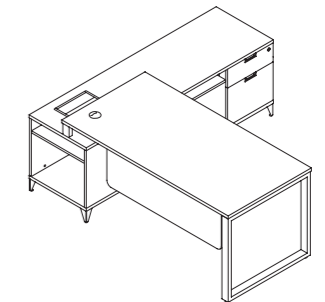
Avail Storage Workstation Setting



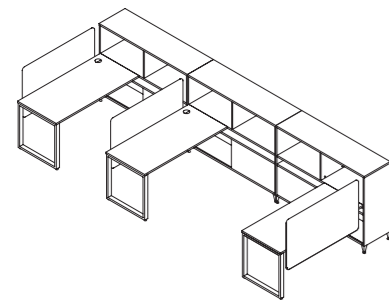
Cluster of 2 workstations
Cabinet for Panel w/Open Shelf & Single Swing Door +
Fixed Pedestal w/3 Drawers



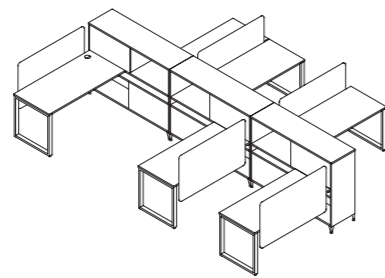
Supervisor Desk
w/Open Shelf & 2 Drawers + Cabinet for Panel
w/Single Swing Door & 3 Drawers



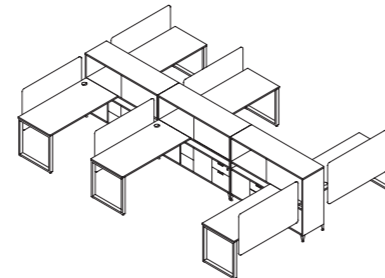
Supervisor Desk
w/Open Shelf & 2 Drawers



Cluster of 3 workstations,
Single Cabinet w/Open Shelf



Cluster of 6 workstations,
Dual Cabinet w/Open Shelf



Cluster of 6 workstations,
Dual Cabinet w/Open Shelf & Swing Door & 2 Drawers

Avail Storage

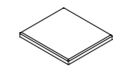
Avail Storage

Fixed Cabinet w/Open Shelf & Single Swing Door
W960 D470 H605
W1060 D470 H605
W1160 D470 H605

Fixed Cabinet w/Open Shelf & 2 Drawers
W960 D470 H605
W1060 D470 H605
W1160 D470 H605

Fixed Cabinet w/Open Shelf & Double Swing Door
W1400 D470 H605
W1500 D470 H605
W1600 D470 H605

Fixed Cabinet w/Open Shelf, Single Swing Door & 2 Drawers
W1400 D470 H605
W1500 D470 H605
W1600 D470 H605



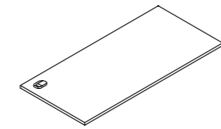
Seat Pad
W400 D470 H40
W520 D470 H40
W620 D470 H40
W720 D470 H40

Mobile Cabinet w/Open Shelf & Swing Door
W960 D470 H575
W1060 D470 H575
W1160 D470 H575

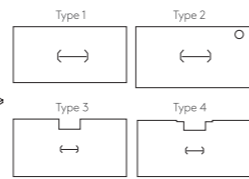
Mobile Cabinet w/Open Shelf & 2 Drawers
W960 D470 H575
W1060 D470 H575
W1160 D470 H575

Mobile Cabinet w/Open Shelf & Double Swing Door
W1400 D470 H575
W1500 D470 H575
W1600 D470 H575

Mobile Cabinet w/Open Shelf, Single Swing Door & 2 Drawers
W1400 D470 H575
W1500 D470 H575
W1600 D470 H575



D470 Desktop
W1400 D600/700
W1500 D600/700
W1600 D600/700



4 Desktop Type

D700 Desktop
W1150 D600/700
W1250 D600/700
W1350 D600/700
W1450 D600/700

Supervisor Desk w/Open Shelf & 2 Drawers
W1600 D550 H630
W1800 D550 H630

Desktop
W1600 D800

Modesty Panel
W1100 D20 H400

Cabinet for Panel w/Single Swing Door & 3 Drawers
W800 D600 H1200
W800 D600 H1500
W800 D600 H1600
W800 D700 H1200
W800 D700 H1500
W800 D700 H1600

Cabinet for Panel w/Open Shelf & Single Swing Door
W400 D600 H1200
W400 D600 H1500
W400 D600 H1600
W400 D700 H1200
W400 D700 H1500
W400 D700 H1650

Public Cabinet w/4 Swing Doors
W800 D470 H1200
W800 D470 H1500
W800 D470 H1600
W800 D470 H1800

Public Cabinet w/Open Shelf & 2 Swing Doors
W800 D470 H1200
W800 D470 H1500
W800 D470 H1600
W800 D470 H1800

Public Cabinet w/Open Shelf
W800 D470 H1200
W800 D470 H1500
W800 D470 H1600
W800 D470 H1800

Single Cabinet w/Open Shelf
W1600 D470 H1200
W1800 D470 H1200

Single Cabinet w/Open Shelf & Swing Door & 2 Drawers
W1600 D470 H1200
W1800 D470 H1200

Single Cabinet w/Open Shelf & Single Swing Door
W1600 D470 H1200
W1800 D470 H1200

Dual Cabinet w/Open Shelf
W1600 D470 H1200
W1800 D470 H1200

Dual Cabinet w/Open Shelf & Swing Door & 2 Drawers
W1600 D470 H1200
W1800 D470 H1200

Dual Cabinet w/Open Shelf & Swing Door & 2 Drawers
W1600 D470 H1200
W1800 D470 H1200

Single Cabinet w/Open Shelf & Swing Door & 2 Drawers
W1600 D470 H740
W1800 D470 H740

Single Cabinet w/Open Shelf
W1600 D470 H740
W1800 D470 H740

Dual Cabinet w/Swing Door & 2 Drawers
W1600 D470 H740
W1800 D470 H740

Dual Cabinet w/Open Shelf & Swing Door
W1600 D470 H740
W1800 D470 H740

Dual Cabinet w/Open Shelf & Swing Door
W800 D470 H1200
W800 D470 H1500
W800 D470 H1600
W1600 D700 H740
W1800 D700 H740
(The desktop glass panel should be order separately)

Dual Cabinet w/Open Shelf & 2 Drawers
W1600 D700 H740
W1800 D700 H740
(The desktop glass panel should be order separately)

Mobile Pedestal w/2 Drawers
W440 D560 H523

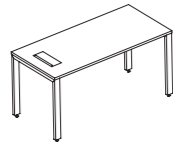
Fixed Pedestal w/3 Drawers
W440 D600 H715
W440 D700 H715

Seat Pad
W440 D560 H40

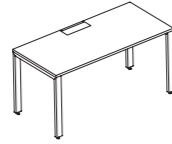
Avail Desk

Avail Desk Category

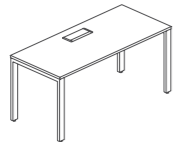
Straight



W: 1400,1500,1600,1800
D: 700,800
H: 745

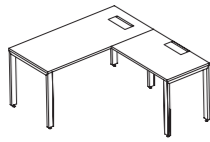


W: 1400,1500,1600,1800
D: 700,800
H: 745



W: 1400,1500,1600,1800
D: 600,700,800
H: 745

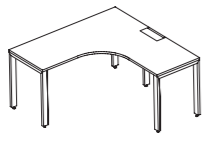
Straight



W1: 1400, 1500,1600,1800
W2: 1500-2000
H: 745

D1: 700,800
D2: 600,700

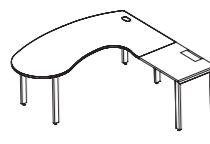
L-Shaped



W1: 1400,1500,1600,1800
W2: 1200,1400,1500,1600,1800
H: 745

D1: 600,700,800
D2: 600,700

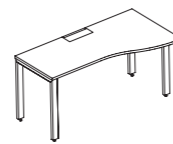
PC-Shaped



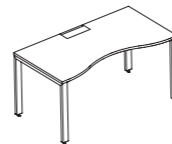
W1: 1800,2000
W2: 1200-2000
H: 745

D1: 800
D2: 600,700

Wave

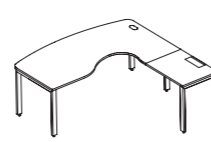


W: 1000,1200,1400,1500,1600,1800
D1: 600
D2: 800
H: 745



W: 1000,1200,1400,1500,1600,1800
D1: 800
H: 745

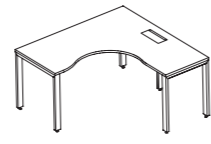
D-Shaped



W1: 1800,2000
W2: 1200-2000
H: 745

D1: 800
D2: 600,700

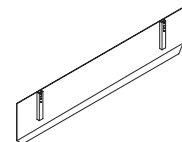
L-Shaped with Arc



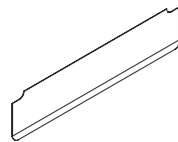
W1: 1500,1600,1800
W2: 1500,1600,1800
H: 745

D1: 600,700
D2: 600,700,800

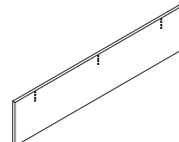
Modesty Panel



Metal Modesty Panel
W: 1210,1310,1410,1610
H: 320

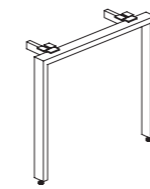


Metal Modesty Panel
W: 1210,1310,1410,1610
H: 320

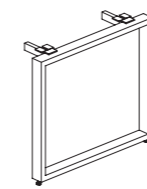


MFC Modesty Panel
W: 1210,1310,1410,1610
H: 300

Metal Leg



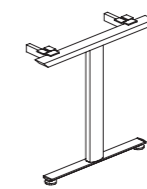
1001 Style
W: 600,700,800



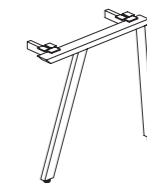
1002 Style
W: 600,700,800



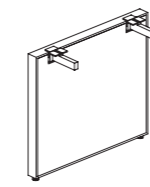
2000 Style
W: 600,700,800



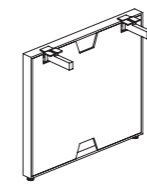
3000 Style
W: 600,700,800



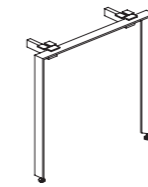
5000 Style
W: 600,700,800



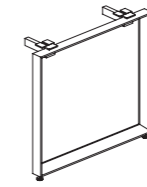
6000 Style
W: 600,700,800



6000 Style (w/Cable)
W: 600,700,800




8001 Style
W: 600,700,800

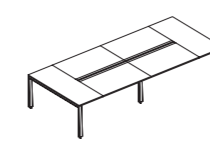


8002 Style
W: 600,700,800

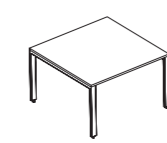
Conference Table




4 Combined Conference Table
W: 2400,2800,3200
D: 1200,1400,1600



6 Combined Conference Table
W: 3600,4000
D: 1600



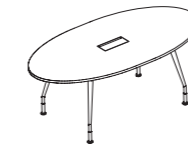
Square Meeting Table
W: 1200,1400
D: 1200,1400



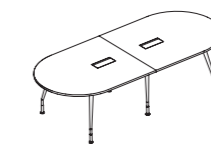
Rectangle Meeting Table
W: 1600,2000
D: 1200,1400



Round Meeting Table
Ø800, 1000, 1200



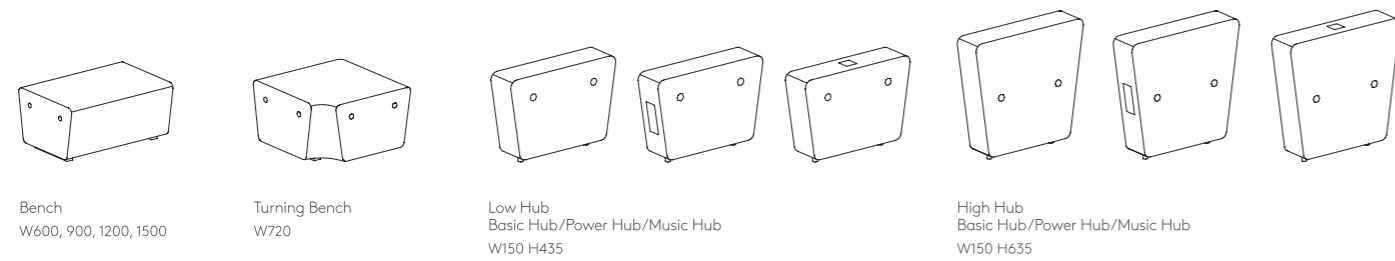
Oval Meeting Table
W: 1800, 2000, 2200
D: 1000



Oval Combined Conference Table
W: 3600,4000
D: 1000,1200

Avail Meta

Modular Elements



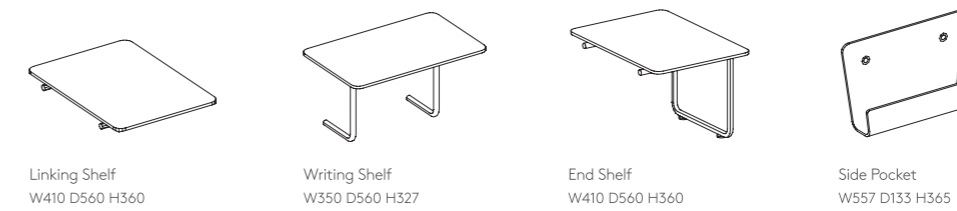
Bench
W600, 900, 1200, 1500

Turning Bench
W720

Low Hub
Basic Hub/Power Hub/Music Hub
W150 H435

High Hub
Basic Hub/Power Hub/Music Hub
W150 H635

Modular Accessories



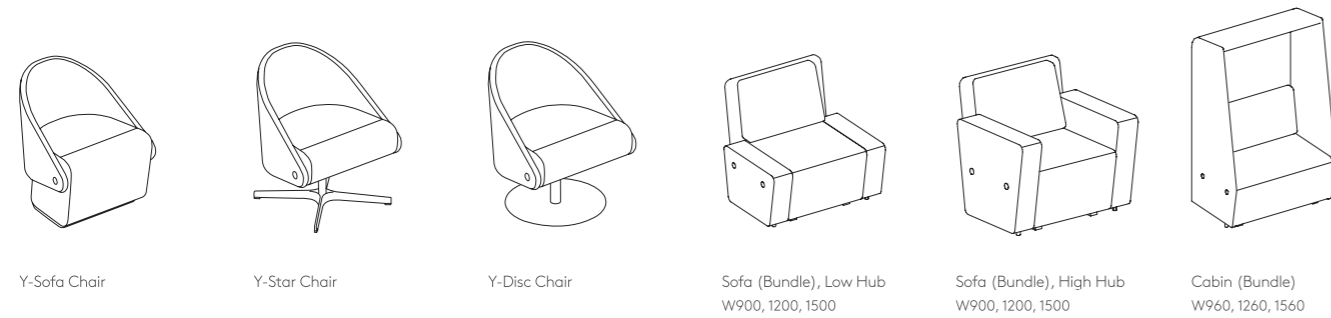
Linking Shelf
W410 D560 H360

Writing Shelf
W350 D560 H327

End Shelf
W410 D560 H360

Side Pocket
W557 D133 H365

Meta Products



Y-Sofa Chair

Y-Star Chair

Y-Disc Chair

Sofa (Bundle), Low Hub
W900, 1200, 1500

Sofa (Bundle), High Hub
W900, 1200, 1500

Cabin (Bundle)
W960, 1260, 1560

Coffee Table



Square Table
W600 D600 H381

Round Table
Ø800 H381

Rectangular Table
W1200 D600 H381

Syn Table

Occasional Table

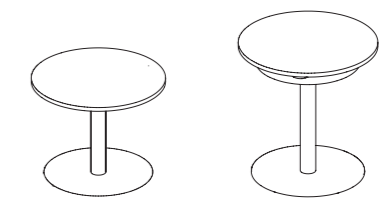


Disc Table
W: 600, 700
H: 385, 655, 740

Star Table
W: 700, 800
H: 385, 655, 740

Star Table w/Castor
W: 700
H: 740

Meeting Table



Meeting Table
W: 800, 900, 1000
H: 644, 740

Dual-layer Meeting Table w/Power
W: 800, 900, 1000
H: 742



X-Sofa Chair

X-Star Chair

X-Disc Chair

Stool

Single Chair

Syn Table Optional Desktop Shape :



Square

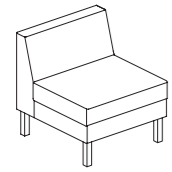
Round

Soft Square

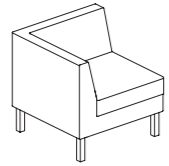
Forum

Inline

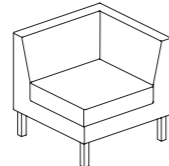
Modular Elements



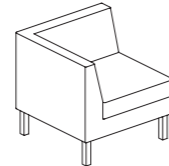
Modular Sofa, Middle
W600 D690 H700



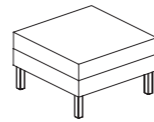
Modular Sofa, End (Right)
W690 D690 H700



Modular Sofa, End (Left)
W690 D690 H700




Modular Sofa, Turning
W690 D690 H700

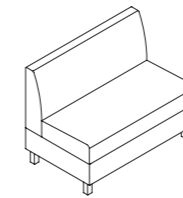


Sofa Ottoman
W690 D690 H420

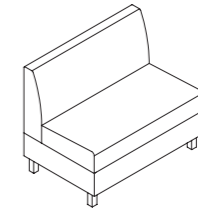
Inline



600 Armless Sofa
w/Fixed Panel/Drawer
W600 D595 H745
W600 D695 H745

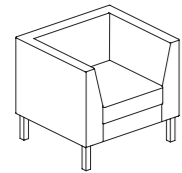


900 Armless Sofa
w/Fixed Panel/Drawer
W900 D595 H745
W900 D695 H745

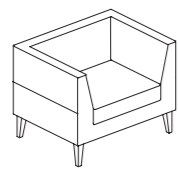


1000 Armless Sofa
w/Fixed Panel/Drawer
W1000 D595 H745
W1000 D695 H745

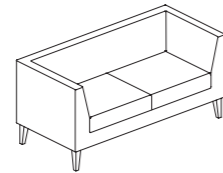
Forum Products



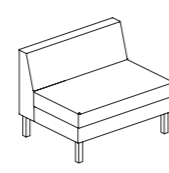
One Seat Lounge
W810 D690 H700



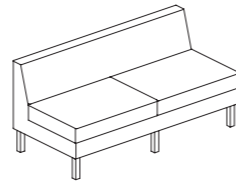
One Seat Armed Sofa,
Config with Booth
W900 D690 H700



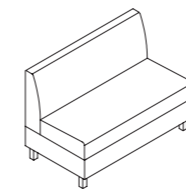
Two Seat Armed Sofa,
Config with Booth
W1500 D690 H700



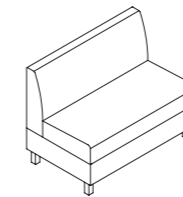
One Seat Armless Sofa,
Config with Booth
W900 D690 H700



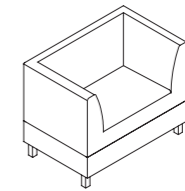
Two Seat Armless Sofa,
Config with Booth
W1500 D690 H700



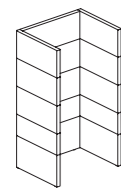
1100 Armless Sofa
w/Fixed Panel/Drawer
W1100 D595 H745
W1100 D695 H745



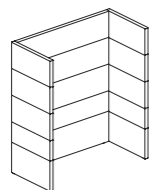
1200 Armless Sofa
w/Fixed Panel/Drawer
W1200 D595 H745
W1200 D695 H745



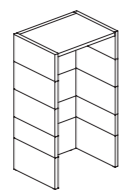
900 Armed Sofa
w/Fixed Panel/Drawer
W900 D595 H745
W900 D695 H745



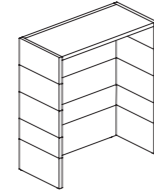
Booth
W1000 D760 H1350



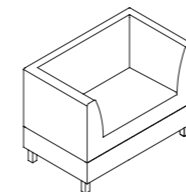
Booth
W1600 D760 H1350



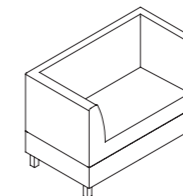
Tall Booth with Top
W1000 D760 H1800



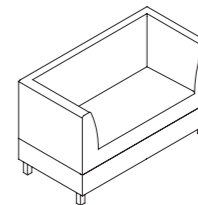
Tall Booth with Top
W1600 D760 H1800



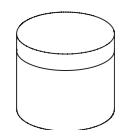
1000 Armed Sofa
w/Fixed Panel/Drawer
W1000 D595 H745
W1000 D695 H745



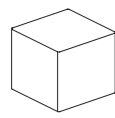
1100 Armed Sofa
w/Fixed Panel/Drawer
W1100 D595 H745
W1100 D695 H745



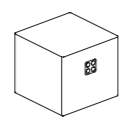
1200 Armed Sofa
w/Fixed Panel/Drawer
W1200 D595 H745
W1200 D695 H745



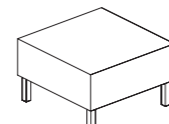
Mini Round Ottoman
Ø470 H420



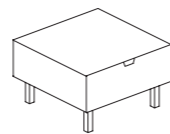
Mini Square Ottoman
W470 D470 H420



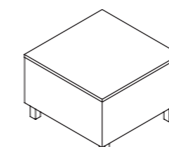
Mini Square Ottoman
(w/audio system)
W470 D470 H420



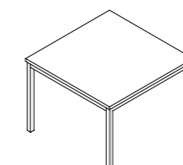
Square Coffee Table
W690 D690 H420



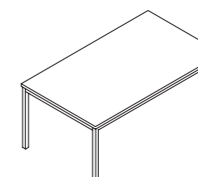
Square Coffee Table
(w/audio system)
W690 D690 H420



Corner Table
w/o Socket
W595 D595 H420



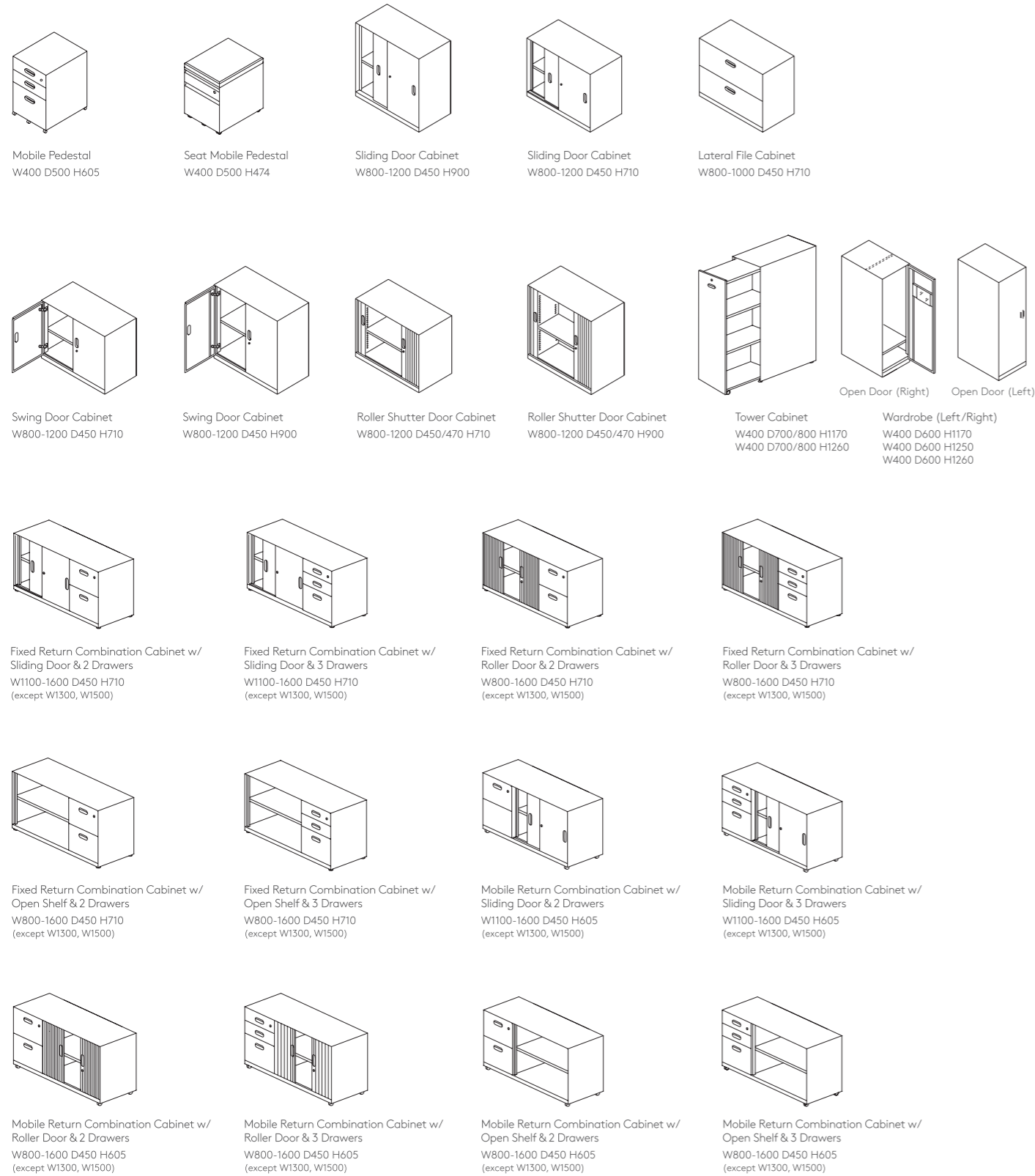
Coffee Table
W600 D600 H447



Coffee Table
W1200 D600 H397

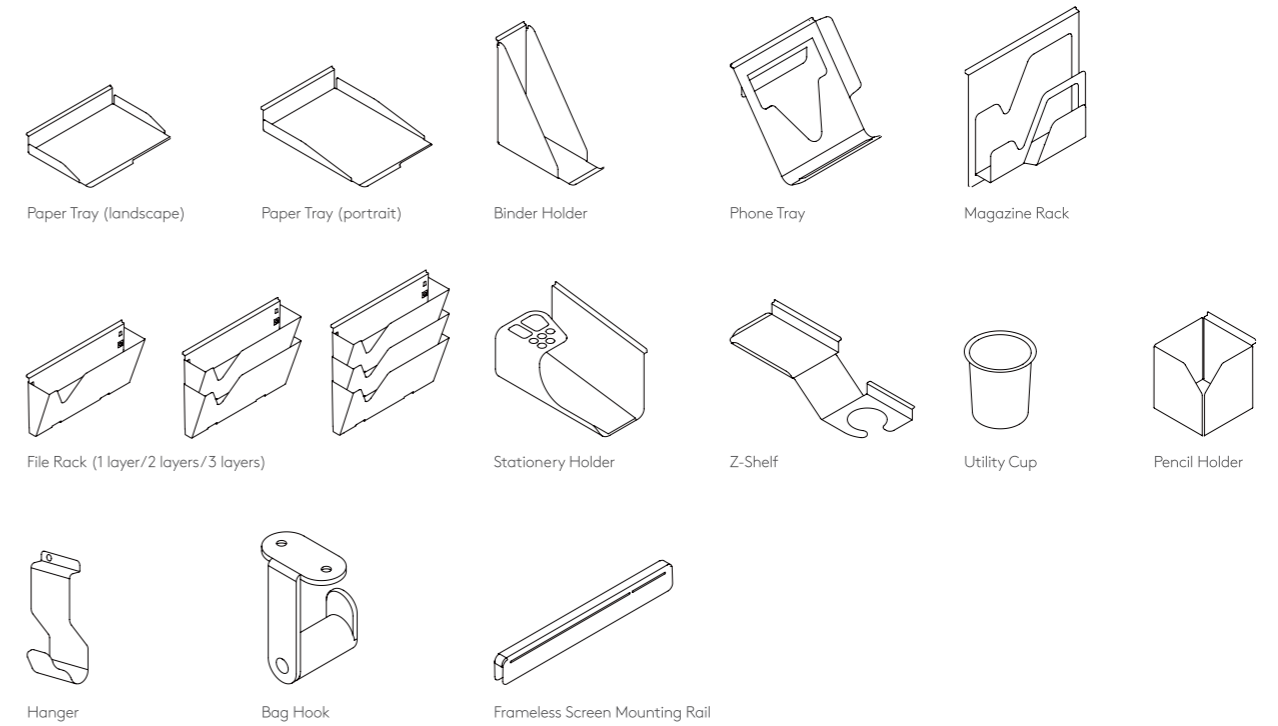
Metal Storage

Metal Storage

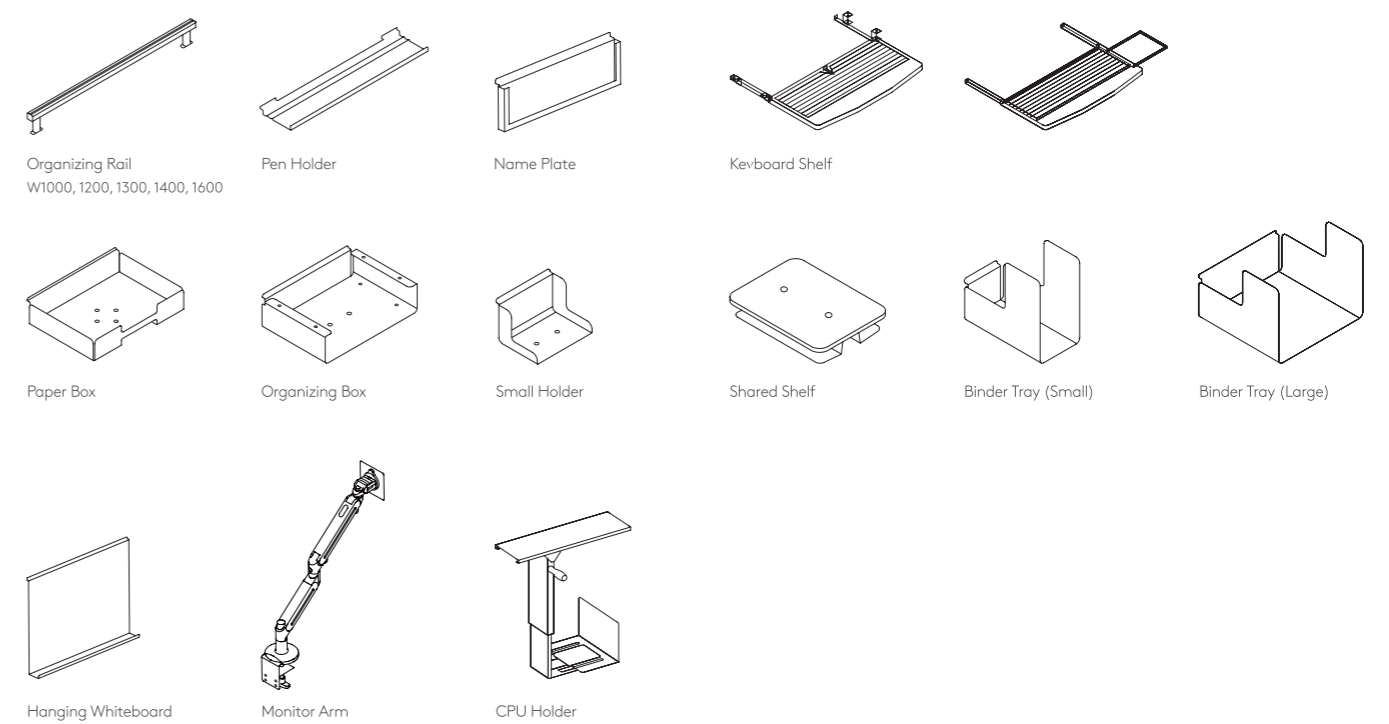


Accessories

MyTool



Accessories



MFC



Grey Warm White Maple Oak 4' x 8'



Cherry Red Maple Black Oak Walnut 4' x 8'

Metal Casegoods



Blue Green Orange Champagne Charcoal Silver Warm White

Trimming/Leg



Anodized Silver Charcoal Silver Warm White

Metal Panels



Embossed Metal Metallic Silver Perforated Metal Metallic Silver Flat Metal Panel Metallic Silver Acoustics Metal Metallic Silver


Fabric - Panels



Duck Lemon Lake Blue Greenland Rice



Convallaria Iceberg Hameln Royal Blueberry Ocean Pacific



Cloud Sand Oatmeal Platinum Ash Petroleum Onyx



Laquer Scarlet Claret Cobalt Deep Night Pacific Apple Seaweed

Fabric - Collaborative Sofa



Mustard Olive Cactus Sack Lime Peru



River Whale Marine Tangerine Maroon Scarlett Wild Fire Romance



Fog Vision Dust Linen Universe Storm

Remarks:

Color variations may occur on printed matters. Please refer to swatch cards or actual product sample.

More fabric color options are available for selection in Lamex Material Booklet and actual swatch cards.

Lamex

Office & Showroom

Shanghai

5F, Tower 3, Raffles City Changning
1193 Changning Road, Shanghai 200051
Tel: (86) 21 6278 8888

Guangzhou

Unit 2, 22/F, Jun Lin Building,
No. 285 Forest and East Road,
Tianhe District, Guangzhou 510610
Tel: (86) 20 3892 2422

Dongguan

191 Huan Shi East Road
Tangxia Town, Dongguan City
Guangdong Province 523712
Tel: (86) 769 8203 1111

HNI Singapore

58 Duxton Road #01-01
Singapore 089522
Tel: (65) 6817 8750

Beijing

Room 1201-1202, 1209-1214,
12/F, No. 1, Easton Centre, No.18 Guangqu Road,
Chaoyang District, Beijing 100022
Tel: (86) 10 8521 7588

Shenzhen

Unit 2009, Huarong Building, No.2003
Shennan Avenue, Futian District, Shenzhen
Shenzhen City, Guangdong Province 518000
Tel : (86) 769 8203 1111 ext 31300

Hong Kong

22/F, Prosperity Millennia Plaza
663 King's Road, North Point, Hong Kong
Tel: (852) 2828 6888

Service Hotline

Mainland China: (86) 800 820 6073
Hong Kong & Asia Pacific: (852) 2828 6000

