

Panel Dividers for Optimal Performance

空间划分 韵调优雅

Sizza's space-planning panel workstations allow for a variety of visually pleasing design options, adapting to any work environment. With panel thickness options of 30mm and 50mm, they create bright and open office settings.

在空间规划时芸荟屏风工作台提供各种各样视觉上令人愉悦的设计选择，从而确保适应任何办公环境。屏风厚度备有30毫米与50毫米的选择，精妙的厚薄结合，让屏风工作台打造宽敞明亮的开放办公环境。





Sizza S30 + S50 Panel and 50 Close Leg
芸蓑S30 + S50屏风带方形50封口边脚

Easily Assembled and Adjusted

组装方便 高效调整

With panels that come full-assembled, the S30 system of panels offers easy on-site installation and supports your workplace planning effortless efficiency.

完整组装的 S30 屏风系统，使屏风现场安装变得更加简单方便，实现高效率的工作方式。



S30 T-post
S30 T柱



30mm Panel Thickness
30mm 屏风厚度



Sizza S30 + S30 Panel and 50 Square Open Leg
芸荟S30 + S30屏风带50方形开口边脚

Smart Solutions for Shared Productivity

智捷解决方案 提升工作效率

Ideal for teams, S50 panel workstation has been designed with managers in mind, presenting simple solutions to supervise or mentor. New stations can be easily added for true collaboration, allowing for effective productivity and streamlined spaces to support all manner of work.

S50 屏风工作台是团队理想选择，在设计时充分考虑管理人员的工作需求，提供具有监督或指导功能的简洁解决方案。全新工作台轻松实现真正的团队协作，从而提高生产力，促成高效办公和满足优化办公空间的需求，以支持各种不同的工作模式。



S30 + S50 T-post
S30 + S50 T柱



50mm Panel Thickness
50mm 屏风厚度

Diverse Style Solutions for More Choices

万变组合 更多选择


Ever-changing office plans and diversified needs are easily solved through the S30 and S50 panel workstations. A multitude of panel design options are available, including open-work settings with low-panel heights, private spaces with high panels and storage solutions. Flexibility to reconfigure and adjust accordingly, a variety range of sizes, styles and materials are available to suit your look.

S30 和 S50 屏风工作台可以轻松满足不断变化的办公规划和空间多样化的需求。拥有众多屏风组合方案设计可供选择，其中包括具有矮屏风的开放式工作台、带有高屏风的私密空间，以及多种存储解决方案。整套屏风系统具有多种尺寸、造型和材质选择，通过高效灵活的重新配置和整合，全面满足您的审美需求。





Sizza S30 + S50 Panel and
50 Square Open Leg
S30 + S50屏风带50方形开口边脚



S30/S50 Panel Appearance
S30/S50 屏风外观

- A. S30/S50 Panel Thickness S30/S50mm
S30/S50 屏风板材厚度 S30/S50 毫米
- B. S30mm + S30mm Panel 屏风
- C. S30mm + S50mm Panel 屏风
- D. S50mm + S50mm Panel 屏风

Design Leg Platform
同平台支撑脚

- E. 50 Square End Leg, Open
方形开口边脚
- F. 70 Square End Leg, Open
方形开口边脚
- G. 50 Square End Leg, Close
方形封口边脚
- H. 70 Square End Leg, Close
方形封口边脚
- I. MFC Panel Leg
三聚氰胺板脚

Flip Top
铝翻盖

- J. Aluminum Cable Flip Top
铝翻盖

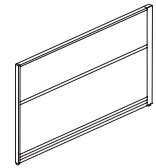
Work Tools
办公配件

- K. CPU Holder 计算机主机架
- L. Monitor Arm 显示器支架
- M. Mobile Pedestal (2 Drawers/3 Drawers)
活动柜桶 (两抽活动柜桶 / 三抽活动柜桶)

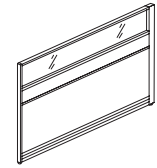
Sizza Panel S30/S50 屏风系列

S30/S50 Panel 屏风

S30 Panel 屏风 : 30mm
S50 Panel 屏风 : 50mm

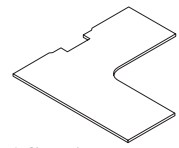


Panel, Floor Standing
落地屏风
W: 600,700,800,900,1000,1200,
1400,1500,1600
H: 1100,1207,1507,1657

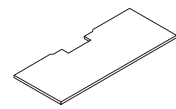


Panel, w/Transparent Tile (Floor Standing)
落地屏风带透明风格
W: 600,700,800,900,1000,1200,1400,
1500,1600
H: 1100,1207,1507,1657

Desk Top 台面

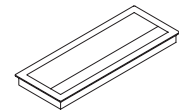


L-Shaped
L 型
W1: 1400,1500,1600
D1: 600,700
W2: 1200,1400,1500,1600
D2: 600,700



Straight
直型
W: 600,700,800,1000,1200,
1400,1500,1600
D: 600,700

Flip Top
走线翻盖



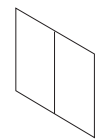
Aluminum Cable Flip Top
铝翻盖

Joint 连接

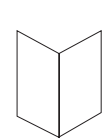
S30 & S30 connecting
S30 及 S30 连接柱

S30 & S50 connecting
S30 及 S50 连接柱

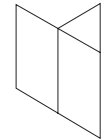
S50 & S50 connecting
S50 及 S50 连接柱



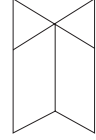
S Joint
S 连接



L Joint
L 连接

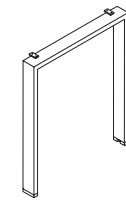


T Joint
T 连接

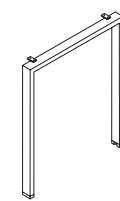


X Joint
X 连接

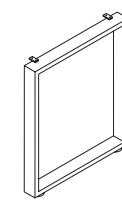
Metal Leg 金属



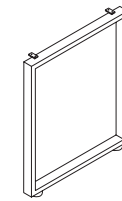
25 x 70
70 Square End Leg, Open
70 方形开口边脚
D: 600,700



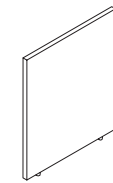
25 x 50
50 Square End Leg, Open
50 方形开口边脚
D: 600,700



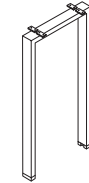
25 x 70
70 Square End Leg, Close
70 方形封口边脚
D: 600,700



25 x 50
50 Square End Leg, Close
50 方形封口边脚
D: 600,700



MFC Panel Leg
MFC 板脚
D: 600,700




50 Intermediate Leg
50 中间脚
D: 600,700

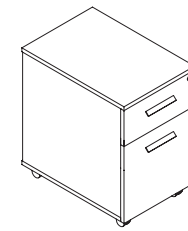


70 Intermediate Leg
70 中间脚
D: 500,600

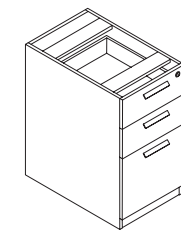
Pedestal 桌底柜



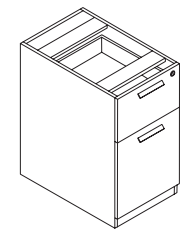
Mobile Pedestal (3 drawers)
三抽活动柜
W: 380
D: 550
H: 600



Mobile Pedestal (2 drawers)
两抽活动柜
W: 380
D: 550
H: 600



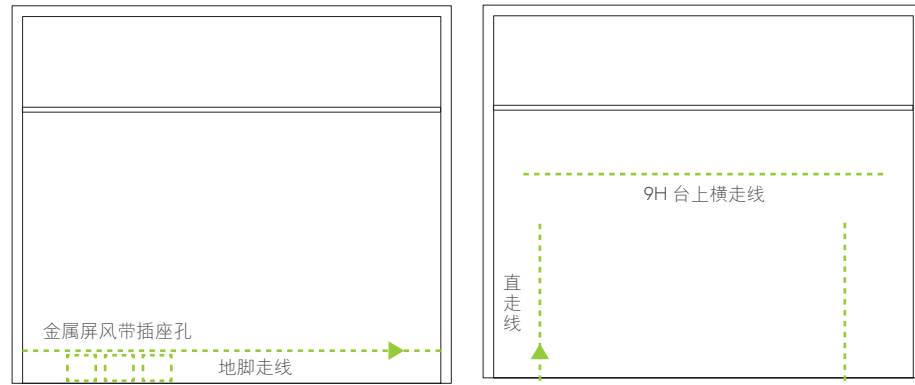
Fix Pedestal (3 drawers)
三抽固定柜
W: 380
D: 600,700
H: 720



Fix Pedestal (2 drawers)
两抽固定柜
W: 380
D: 600,700
H: 720

Sizza Panel S30/S50 屏风系列


S50 Power Management 内置走线



Cabling and Socket Cut Outs at Floor Level

Cabling and Socket Above Work Surface with Vertical Internal Raceway (Only E50)

S30/S50 Material 材质



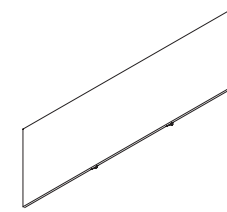
Top : Painted Flat Metal
Bottom : Perforated Metal, Embossed Metal
顶板 : 平板金属
底格 : 方孔金属, 美案板金属

Top : Tackable Fabric
Bottom : MFC
顶格 : 可针板
底格 : MFC

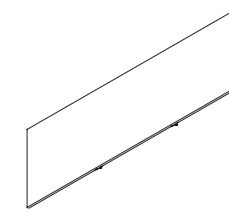
Top : Frosted Transparent Glass
Middle : Fabric on Steel
Bottom : Fabric
顶格 : 磨砂透明玻璃
中格 : 金属打布
底格 : 打布

Top : Clear Glass
Middle : Tackable Fabric
Bottom : Fabric on Steel
顶格 : 清玻璃
中格 : 可针板
底格 : 金属打布


Tile Material 面板材质




MFC, Fabric
三氨板·布板
W: 600-1600
H: 150-705



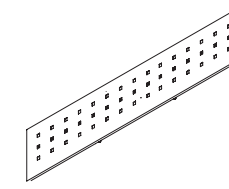
Tackable
可针板
W: 600-1600
H: 300-450



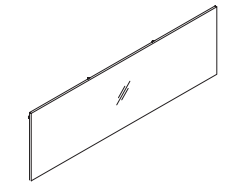
Fabric on Metal
金属打布
W: 600-1600
H: 150-705



Flat Metal
平板金属
W: 600-1600
H: 150-705



Perforated Metal, Embossed Metal
方孔金属·美案板金属
W: 600-1600
H: 150-705



Clear Glass, Frosted Glass
清玻璃·磨砂玻璃
W: 600-1600
H: 300-450